







		Demographics											
			TOTAL # Schools	TOTAL # Students	African-Amer	Asian / Pacific Islander	Caucasian	Hispanic	Multi-Racial	Indian	Native Amer	Disabled	
<b>YTD Jazz SLAM TOTALS</b>			<b>22</b>	<b>4,903</b>	<b>1,539</b>	<b>137</b>	<b>1,402</b>	<b>1,490</b>	<b>279</b>	<b>42</b>	<b>14</b>	<b>11</b>	NOTE: Disabled Not Double-Counted in TOTAL
(% of Total)					31%	3%	29%	30%	6%	1%	0%	0%	
School	Date	Grade(s)											
<b>1</b>	<b>Driftwood ES</b>	<b>11/6/2023</b>	<b>3rd and 4th</b>	<b>151</b>	<b>36</b>	<b>10</b>	<b>96</b>	<b>0</b>	<b>4</b>	<b>5</b>	<b>0</b>	<b>0</b>	
	Total 3rd Graders			79	20	7	49	0	2	1	0	0	
	Total 4th Graders			72	16	3	47	0	2	4	0	0	
<b>2</b>	<b>Davie Elementary</b>	<b>11/13/2023</b>	<b>3rd, 4th &amp; 5th</b>	<b>298</b>	<b>35</b>	<b>11</b>	<b>52</b>	<b>188</b>	<b>12</b>	<b>3</b>	<b>0</b>	<b>0</b>	
	Total 3rd Graders			94	11	3	16	59	4	1	0	0	
	Total 4th Graders			101	12	4	18	64	4	1	0	0	
	Total 5th Graders			103	12	4	18	65	4	1	0	0	
<b>3</b>	<b>Coral Park Elementary</b>	<b>12/4/2023</b>	<b>4th &amp; 5th</b>	<b>209</b>	<b>39</b>	<b>4</b>	<b>100</b>	<b>57</b>	<b>9</b>	<b>0</b>	<b>0</b>	<b>0</b>	
	Total 4th Graders			108	23	3	46	30	6	0	0	0	
	Total 5th Graders			101	16	1	54	27	3	0	0	0	
<b>4</b>	<b>Wilton Manors Elementary</b>	<b>12/11/2023</b>	<b>3rd, 4th &amp; 5th</b>	<b>255</b>	<b>129</b>	<b>1</b>	<b>35</b>	<b>74</b>	<b>12</b>	<b>4</b>	<b>0</b>	<b>0</b>	
	Total 3rd Graders			87	41	0	10	28	5	3	0	0	
	Total 4th Graders			84	44	1	14	21	3	1	0	0	
	Total 5th Graders			84	44	0	11	25	4	0	0	0	
<b>5</b>	<b>Sanders Park Elementary</b>	<b>1/29/2024</b>	<b>3rd, 4th &amp; 5th</b>	<b>199</b>	<b>177</b>	<b>0</b>	<b>0</b>	<b>22</b>	<b>0</b>	<b>0</b>	<b>0</b>	<b>0</b>	
	Total 3rd Graders			65	55	0	0	10	0	0	0	0	
	Total 4th Graders			74	70	0	0	4	0	0	0	0	
	Total 5th Graders			60	52	0	0	8	0	0	0	0	
<b>6</b>	<b>Embassy Creek</b>	<b>2/5/2024</b>	<b>5th</b>	<b>215</b>	<b>10</b>	<b>16</b>	<b>118</b>	<b>4</b>	<b>63</b>	<b>4</b>	<b>0</b>	<b>0</b>	
	Total 5th Graders			215	10	16	118	4	63	4	0	0	
<b>7</b>	<b>Charles Drew*</b>	<b>2/12/2024</b>	<b>2nd</b>	<b>74</b>	<b>34</b>	<b>0</b>	<b>25</b>	<b>15</b>	<b>0</b>	<b>0</b>	<b>0</b>	<b>0</b>	
	Total 2nd Graders			74	34	0	25	15	0	0	0	0	
	<i>*Demographic #'s reverse engineered based on Pam's on-site observation of total # students in attendance, and official school demographics</i>												
<b>8</b>	<b>McNab Elementary</b>	<b>2/26/2024</b>	<b>3rd, 4th &amp; 5th</b>	<b>241</b>	<b>36</b>	<b>6</b>	<b>124</b>	<b>62</b>	<b>13</b>	<b>0</b>	<b>0</b>	<b>0</b>	
	Total 3rd Graders			71	17	3	30	20	1	0	0	0	

		Demographics										
			TOTAL # Schools	TOTAL # Students	African-Amer	Asian / Pacific Islander	Caucasian	Hispanic	Multi-Racial	Indian	Native Amer	Disabled
	Total 4th Graders			89	8	2	49	24	6	0	0	0
	Total 5th Graders			81	11	1	45	18	6	0	0	0
<b>9</b>	<b>Pembroke Pines ES*</b>	<b>3/4/2024</b>	<b>3rd, 4th &amp; 5th</b>	<b>94</b>	<b>78</b>	<b>7</b>	<b>111</b>	<b>103</b>	<b>5</b>	<b>0</b>	<b>0</b>	<b>0</b>
	<i>*NOTE: Numbers Reverse Engineered per GCJS Request</i>											
	Total 3rd Graders			87	19	2	34	30	2		0	0
	Total 4th Graders			118	33	2	41	40	2		0	0
	Total 5th Graders			99	26	3	36	33	1		0	0
<b>10</b>	<b>Hawkes Bluff ES</b>	<b>3/11/2024</b>	<b>3rd, 4th &amp; 5th</b>	<b>94</b>	<b>7</b>	<b>0</b>	<b>52</b>	<b>29</b>	<b>3</b>	<b>3</b>	<b>0</b>	<b>1</b>
	Total 3rd Graders			20	2	0	6	7	3	2	0	0
	Total 4th Graders			22	1	0	14	6	0	1	0	0
	Total 5th Graders			52	4	0	32	16	0	0	0	1
<b>11</b>	<b>Pasadena Lakes ES</b>	<b>3/13//2024</b>	<b>3rd</b>	<b>66</b>	<b>24</b>	<b>2</b>	<b>2</b>	<b>31</b>	<b>7</b>	<b>0</b>	<b>0</b>	<b>1</b>
	Total 3rd Graders			66	24	2	2	31	7	0	0	1
<b>12</b>	<b>Forest Hills ES</b>	<b>3/18/2024</b>	<b>3rd and 4th</b>	<b>314</b>	<b>94</b>	<b>7</b>	<b>103</b>	<b>95</b>	<b>15</b>	<b>0</b>	<b>0</b>	<b>0</b>
	Total 3rd Graders			164	48	5	50	52	9	0	0	0
	Total 4th Graders			150	46	2	53	43	6	0	0	0
<b>13</b>	<b>Beachside Montessori Village</b>	<b>4/8/2024</b>	<b>4th and 5th</b>	<b>220</b>	<b>10</b>	<b>4</b>	<b>127</b>	<b>66</b>	<b>13</b>	<b>0</b>	<b>0</b>	<b>0</b>
	Total 4th Graders			113	4	0	66	36	7	0	0	0
	Total 5th Graders			107	6	4	61	30	6	0	0	0
<b>14</b>	<b>Meadowbrooke ES</b>	<b>4/15/2024</b>	<b>4th and 5th</b>	<b>300</b>	<b>50</b>	<b>0</b>	<b>0</b>	<b>250</b>	<b>0</b>	<b>0</b>	<b>0</b>	<b>0</b>
	Total 4th Graders			150	25	0	0	125	0	0	0	0
	Total 5th Graders			150	25	0	0	125	0	0	0	0
<b>15</b>	<b>Winson Park ES</b>	<b>4/17/2024</b>	<b>4th and 5th</b>	<b>345</b>	<b>161</b>	<b>20</b>	<b>79</b>	<b>20</b>	<b>37</b>	<b>14</b>	<b>14</b>	<b>0</b>
	Total 4th Graders			166	78	9	41	9	18	5	6	0
	Total 5th Graders			179	83	11	38	11	19	9	8	0
<b>16</b>	<b>Maplewood ES</b>	<b>4/29/2024</b>	<b>4th and 5th</b>	<b>467</b>	<b>199</b>	<b>6</b>	<b>164</b>	<b>89</b>	<b>8</b>	<b>1</b>	<b>0</b>	<b>8</b>
	Total 4th Graders			245	100	5	98	37	5	0	0	7
	Total 5th Graders			222	99	1	66	52	3	1	0	1
<b>17</b>	<b>Sandpiper ES</b>	<b>5/13/2024</b>	<b>4th and 5th</b>	<b>186</b>	<b>52</b>	<b>7</b>	<b>61</b>	<b>61</b>	<b>5</b>	<b>0</b>	<b>0</b>	<b>0</b>
	<i>*NOTE: Numbers Reverse Engineered per GCJS Request</i>											
	Total 4th Graders			96	28	4	29	31	4	0	0	0
	Total 5th Graders			90	24	3	32	30	1	0	0	0

		Demographics										
			TOTAL # Schools	TOTAL # Students	African-Amer	Asian / Pacific Islander	Caucasian	Hispanic	Multi-Racial	Indian	Native Amer	Disabled
<b>18</b>	<b>James E. Hunt ES</b>	<b>5/20/2024</b>	<b>4th</b>	<b>76</b>	<b>41</b>	<b>0</b>	<b>3</b>	<b>29</b>	<b>1</b>	<b>2</b>	<b>0</b>	<b>0</b>
	Total 4th Graders			76	41	0	3	29	1	2	0	0
<b>19</b>	<b>Dania ES</b>	<b>5/22/2024</b>	<b>4th and 5th</b>	<b>263</b>	<b>81</b>	<b>0</b>	<b>77</b>	<b>43</b>	<b>59</b>	<b>3</b>	<b>0</b>	<b>0</b>
	Total 4th Graders			135	42	0	36	24	31	2	0	0
	Total 5th Graders			128	39	0	41	19	28	1	0	0
<b>20</b>	<b>Sunshine ES</b>	<b>5/29/2024</b>	<b>4th and 5th</b>	<b>183</b>	<b>87</b>	<b>5</b>	<b>38</b>	<b>45</b>	<b>5</b>	<b>3</b>	<b>0</b>	<b>1</b>
	Total 4th Graders			104	48	3	23	25	3	2	0	1
	Total 5th Graders			79	39	2	15	20	2	1	0	0
<b>21</b>	<b>Somerset Prep NL</b>	<b>5/30/2024</b>	<b>6th, 7th and 10-12</b>	<b>155</b>	<b>95</b>	<b>5</b>	<b>5</b>	<b>50</b>	<b>0</b>	<b>0</b>	<b>0</b>	<b>0</b>
	<i>*NOTE: Numbers Reverse Engineered based on Title I School-Wide Plan for Charter Schools 2022-2023, per GCJS Request</i>											
	Total 6th Graders			115	71	3	3	38	0	0	0	0
	Total 7th Graders			25	15	1	1	8	0	0	0	0
	Total 8th Graders			15	9	1	1	4	0	0	0	0
<b>22</b>	<b>Lakeside ES</b>	<b>6/3/2024</b>	<b>3rd, 4th &amp; 5th</b>	<b>285</b>	<b>64</b>	<b>26</b>	<b>30</b>	<b>157</b>	<b>8</b>	<b>0</b>	<b>0</b>	<b>0</b>
	Total 3rd Graders			111	27	12	11	58	3	0	0	0
	Total 4th Graders			87	16	4	12	51	4	0	0	0
	Total 5th Graders			87	21	10	7	48	1	0	0	0