







			Demographics									
			TOTAL # Schools	TOTAL # Students	African-Amer	Asian / Pacific Islander	Caucasian	Hispanic	Multi- Racial	Indian	Native Amer	Disabled
YTD Jazz SLAM TOTALS			19	3,238	1,365	115	632	978	105	33	10	78
(% of Total)					42%	4%	20%	30%	3%	2%	0%	2%
	School	Date	Grade(s)									
1	Dillard ES - SEAS											
	(David Morrison)	8/26/2019	5th	131	130	1	0	0	0	0	0	0
	Total 5th Graders			131	130	1	0	0	0	0	0	0
2	Coconut Palm ES - SEAS											
	(Ana Valdes)	9/6/2019	4th & 5th	246	107	28	11	94	5	0	1	0
	Total 4th Graders			125	48	16	3	55	2	0	1	0
Total 5th Graders			121	59	12	8	39	3	0	0	0	
3	Tedder Elementary - SEAS											
	(Ruth Davis)	9/9/2029	5th	92	55	0	2	32	2	1	0	3
Total 5th Graders			92	55	0	2	32	2	1	0	3	
4	Royal Palm Elementary - SEAS											
	(Luis Machado)	9/11/2019	4th	144	126	0	9	8	1	0	0	0
Total 4th Graders			144	126	0	9	8	1	0	0	0	
5	Cypress ES - SEAS											
	(Margaret Drew)	9/20/2019	4th & 5th	230	102	2	8	114	4	0	0	43
	Total 4th Graders			110	44	1	5	58	2	0	0	23
Total 5th Graders			120	58	1	3	56	2	0	0	20	
6	Forest Hills ES - SEAS											
	(Mindy Lofgren)	9/24/2019	4th & 5th	239	66	10	83	68	12	0	0	0
	Total 4th Graders			125	35	9	39	35	7	0	0	0
Total 5th Graders			114	31	1	44	33	5	0	0	0	

			Demographics										
			TOTAL # Schools	TOTAL # Students	African-Amer	Asian / Pacific Islander	Caucasian	Hispanic	Multi- Racial	Indian	Native Amer	Disabled	
7	Heron Heights ES - SEAS (Calva Richardson)		10/11/2019	4th & 5th	401	40	20	201	80	30	30	0	1
	Total 4th Graders				206	20	10	106	40	15	15	0	1
	Total 5th Graders				195	20	10	95	40	15	15	0	0
8	ML King ES (Delores Moody, Iris Connery)		10/17/2019	4th & 5th	113	108	0	2	0	3	0	0	0
	Total 4th Graders				59	58	0	0	0	1	0	0	0
	Total 5th Graders				54	50	0	2	0	2	0	0	0
9	Pembroke Pines ES - SEAS (Mariette Donate)		10/25/2019	4th & 5th	287	73	5	109	90	9	1	0	30
	Total 4th Graders				138	30	2	54	47	5	0	0	13
	Total 5th Graders				149	43	3	55	43	4	1	0	17
10	Banyan ES (Heilange Porcena)		10/30/2019	5th	97	67	2	7	19	2	0	0	0
	Total 5th Graders				97	67	2	7	19	2	0	0	0
11	Thurgood Marshall ES (Angie Moodlyier)		11/6/2019	4th	84	75	0	0	8	1	0	0	0
	Total 4th Graders				84	75	0	0	8	1	0	0	0
12	North Side ES (Heilange Porcena)		11/8/2019	4th & 5th	98								
	Total 4th Graders				50								
	Total 5th Graders				48								
13	Pinewood ES (Darlene Milner)		11/20/2019	4th	109	104	0	1	1	2	1	0	1
	Total 4th Graders				109	104	0	1	1	2	1	0	1

			Demographics									
			TOTAL # Schools	TOTAL # Students	African-Amer	Asian / Pacific Islander	Caucasian	Hispanic	Multi- Racial	Indian	Native Amer	Disabled
14	Liberty ES (Nathaniel Lauer)	11/22/2019	5th	168	71	4	18	64	11	0	0	0
	Total 5th Graders			168	71	4	18	64	11	0	0	0
15	Driftwood ES - SEAS (Albert Leonardis)	11/25/2019	4th & 5th	219	42	12	18	133	6	0	8	0
	Total 4th Graders			121	26	5	7	73	4	0	6	0
	Total 5th Graders			98	16	7	11	60	2	0	2	0
16	Pembroke Pines Charter ES (Hitomi Clark)	12/5/2019	4th	118	47	4	5	57	5	0	0	0
	Total 4th Graders			118	47	4	5	57	5	0	0	0
17	Bethune Elem. (Anita Macbeth)	2/11/2020	4th	67	54	0	3	7	3	0	0	0
	Total 4th Graders			67	54	0	3	7	3	0	0	0
18	Stirling ES (Lanya Argilay-Math Coach)	3/2/2020	4th & 5th	303	51	5	136	106	5	0	0	0
	Total 4th Graders			147	27	2	63	51	4	0	0	0
	Total 5th Graders			156	24	3	73	55	1	0	0	0
19	Silver Palms ES (S. Schreidell)	3/12/2020	4th & 5th	190	47	22	19	97	4	0	1	0
	Total 4th Graders			96	25	11	8	49	3	0	0	0
	Total 5th Graders			94	22	11	11	48	1	0	1	0